

# RIO STOCK TRADING GBP

1 August 2025



## MANAGER COMMENTS

RIO Stock Trading GBP has produced a return of 0.81% during July.

The additional weighting to equities has the account well positioned as we enter August. Looking back, this investment has produced a net gain of 35.52% in the past three years and has returned a staggering 120.86% in the past five years.

Market comment - The pound lost ground against the US dollar and the Euro on Friday the 31<sup>st</sup>, which means that the mighty sterling will start August setting what will be its worst monthly loss since Liz Truss' mini budget fiasco. Money managers and traders will now await the latest purchasing manufacturing index data to better gauge the UK economy as some growth issues linger. Across the pond, fresh tariffs spooked the markets, spelling more uncertainty for the global economy.

## INVESTMENT OBJECTIVE

RIO Stock Trading GBP is a high-risk trading platform through which RIO can invest in currency, UK equities, and the commodity market. The account may also invest in other high-risk traded securities, where the potential gains are deemed to be in line with the risk-reward ratio, at the discretion of the investment manager. The trading strategy favours a midterm investment of between 2-3 years due to the expected short-term volatility.

As an active investment specialist, market volatility can create a prime investment opportunity and RIO expects further volatility, especially against the current backdrop. Geopolitical tensions are at fever pitch as the effects of Russia's invasion of Ukraine make negotiations tense. The knock-on effects of this are reflected in the stock values of UK-listed companies.

RIO Stock Trading GBP will focus predominantly on trading those entities listed on the FTSE 100 index and has already identified several trading opportunities.

Please note that this investment is only suitable for those prepared to accept the additional risk, in exchange for the potential reward.

## INFORMATION

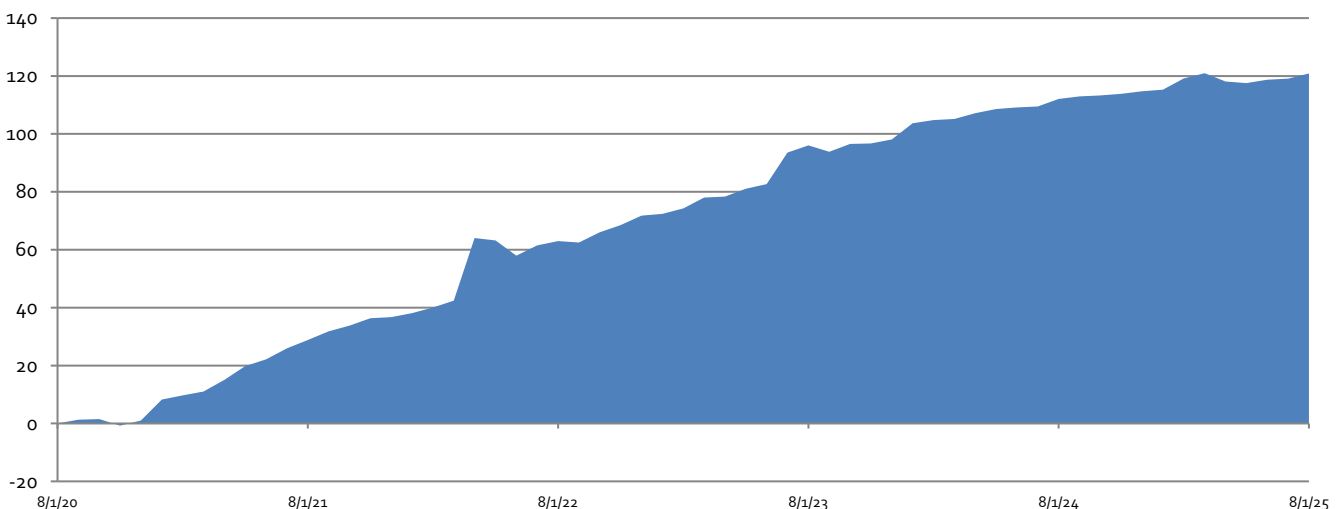
NAV	357.30
Launch Date	June 2016
Investment Manager	William Gray
Currency	GBP
Minimum Investment	10,000
Membership Charge	500
Service Fee	0.25% pa
Performance Fee	5.00%
Dealing Frequency	Monthly

## INVESTMENT MANAGER

RIO's Investment Manager has vast experience having designed , launched and managed several Government licensed mutual funds over the past two decades. He has actively traded stocks, bonds, currencies and commodities with some degree of accuracy. A proven track record combined with all the advantages of an experienced multi asset fund manager.

PERFORMANCE	YTD	1m	6m	1Yr	2Yr	3Yr	5Yr	S/L
	2.58	0.81	0.77	4.14	12.65	35.52	120.86	257.30

## CUMMULATIVE PERFORMANCE (Five Years)



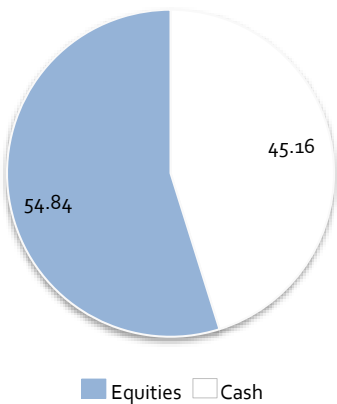
This document is not an offer of investment. Subscriptions for shares can only be made on the basis of the current literature and The RIO Club operates strictly on a referral only basis. Past performance is not a guide to future performance and there can be no assurance that the investment objective(s) will be met. The value of investments and the income from them can fall as well as rise and is not guaranteed. Investors may not get back the full amount invested. This investment is high risk and is very likely to experience volatility, it is designed for members who accept a high level of risk for a potential high gain over the mid to long term. Changes in the rates of exchange between currencies may cause the value of investments to diminish or increase. Current tax levels and reliefs may change and depending on individual circumstances this may affect the investment return. For further information please refer to the terms and conditions.

# RIO STOCK TRADING GBP

1 August 2025



## ASSET ALLOCATION (%)



## VOLATILITY & RISK (24 Months)

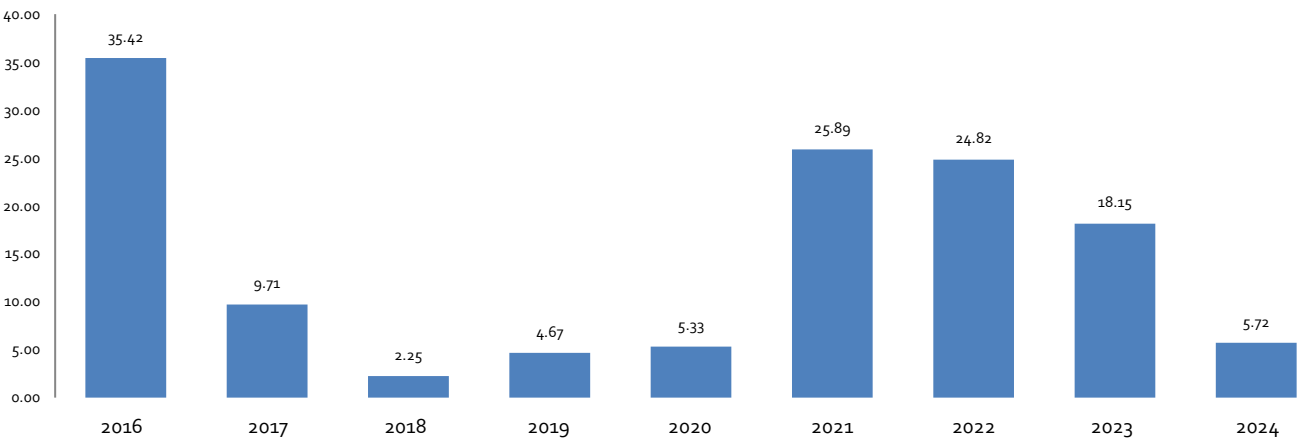
Annualised Volatility	4.09%
Return for Period	12.65%
Best Monthly Return	2.80%
Worst Monthly Return	-1.29%
Risk / Reward Ratio	9.81:1

The risk/reward calculation is a division of net profit (the reward) by the price of your maximum risk. Any investor should determine their acceptable risk, but it is always best to be more conservative with risk than aggressive with reward.

## MONTHLY PERFORMANCE FIGURES (%)

	2018	2019	2020	2021	2022	2023	2024	2025
January	0.41	0.59	2.71	1.32	1.41	1.08	0.56	1.80
February	0.38	1.49	-1.83	1.23	1.71	2.18	0.19	0.82
March	0.30	0.10	-3.01	3.61	15.16	0.19	0.97	-1.29
April	0.00	-1.85	0.31	4.11	-0.49	1.51	0.68	-0.25
May	0.48	-2.35	1.24	1.96	-3.23	0.87	0.26	0.52
June	0.49	2.41	0.35	3.13	2.25	5.96	0.18	0.17
July	0.50	2.52	0.26	2.26	0.90	1.30	1.23	0.81
August	-0.47	-5.05	1.30	2.34	-0.31	-1.15	0.41	
September	0.22	2.86	0.21	1.48	2.18	1.41	0.16	
October	0.91	0.36	-2.23	1.90	1.52	0.07	0.25	
November	0.40	1.95	1.80	0.31	1.93	0.72	0.43	
December	-0.97	2.46	7.15	0.98	0.33	2.80	0.25	

## PERFORMANCE FOR CALENDER YEARS (%)



This document is not an offer of investment. Subscriptions for shares can only be made on the basis of the current literature and The RIO Club operates strictly on a referral only basis. Past performance is not a guide to future performance and there can be no assurance that the investment objective(s) will be met. The value of investments and the income from them can fall as well as rise and is not guaranteed. Investors may not get back the full amount invested. This investment is high risk and is very likely to experience volatility, it is designed for members who accept a high level of risk for a potential high gain over the mid to long term. Changes in the rates of exchange between currencies may cause the value of investments to diminish or increase. Current tax levels and reliefs may change and depending on individual circumstances this may affect the investment return. For further information please refer to the terms and conditions.